

Elevator Chime Arrival Data Sheet

Model Name: **EM-6** Rev.C1

Contents

Introduction

-Feature	Page 1
-Product Photo	Page 1
-Function / Specification / Electronic Feature	Page 1

Hardware Description

-PCB Diagram	Page 2
-Jumpers/Connectors Description	Page 2
- Ring tone Selection / Operation Note	Page 2

Housing Description

- Metal Box Dimension Diagram	Page 3
-------------------------------------	--------

Hwan Maw Technology Co., Ltd.

Tel.: +886-2-2274-1347 Fax. +886-2-2273-3014

[Http://www.hmt.com.tw](http://www.hmt.com.tw) e-mail: hmtsales@hmt.com.tw

Elevator Chime Arrival Data Sheet

Model Name: **EM-6**Rev.C1



Introduction

EM-6 built in melodious ring tones is designed for elevator chime arrivals. Six melodies are available for selections. It can be configured to cars and halls.

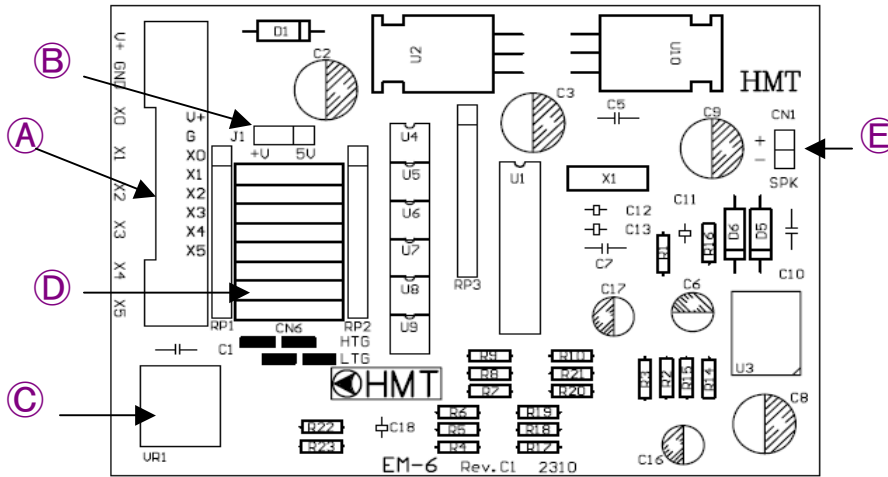
Function / Specification / Electronic Feature

Voltage Supply	DC 12 – 24 V / 180mA (DC-DC)
Input trigger pins number	6 Optics Coupler Interface
Input trigger level	LOW / HIGH For jumper Selections, please refer to “Jumpers & Connector Description”
Ring tone selection	6 types
Amplifier Output	3 Watt, Ro = 4 ohm
Built-in loudspeaker	2W, 8 ohm
Consumption (Audio Output)	150mA at DC 24 Vin
Trigger Inputs De-bounce Time	150ms at least
Watch Dog Function	Yes
Reverse Side Voltage Protection	Yes
Temperature for Operation	0°C - 70°C
Volume Control	Yes / Max. 85 db
Metal Box	Yes


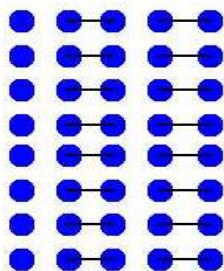
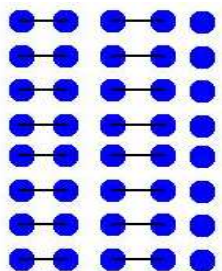
Elevator Chime Arrival Data Sheet

Model Name: **EM-6**Rev.C1

PCB Diagram



Jumpers & Connectors Description

A	Descriptions for Jumpers & Ring tone Selections:																	
	<table border="1"> <tr> <td>V+</td> <td>Voltage "Positive"</td> <td>X2</td> <td>Arrival Sound</td> </tr> <tr> <td>GND</td> <td>Voltage "Negative"</td> <td>X3</td> <td>2 Series up Sound</td> </tr> <tr> <td>X0</td> <td>4 Series up Sound</td> <td>X4</td> <td>2 Series down Sound</td> </tr> <tr> <td>X1</td> <td>4 Series down Sound</td> <td>X5</td> <td>Pre – Sound</td> </tr> </table>	V+	Voltage "Positive"	X2	Arrival Sound	GND	Voltage "Negative"	X3	2 Series up Sound	X0	4 Series up Sound	X4	2 Series down Sound	X1	4 Series down Sound	X5	Pre – Sound	
V+	Voltage "Positive"	X2	Arrival Sound															
GND	Voltage "Negative"	X3	2 Series up Sound															
X0	4 Series up Sound	X4	2 Series down Sound															
X1	4 Series down Sound	X5	Pre – Sound															
B	J1: Normal short at 5V side	C	Volume Tuner															
E	Amplifier Output																	
D	<p>By placing the jumpers to certain ports when select which trigger Level  is used. Please refer to PCB diagram note.</p> <p>Setting references as followings: <Default: Low Trigger></p> <div style="display: flex; justify-content: space-around;"> <div style="text-align: center;"> <p>HIGH Trigger</p>  </div> <div style="text-align: center;"> <p>LOW Trigger</p>  </div> </div>																	

Operation Note

Have EM-6 power supply and input trigger connections done. When the power is on, the module will sound out, "Beep! Beep!" It means the hardware is done and ready to receive the input signals for performance. If no sounds come out, please check whether the power and volume are correctly connected or not.

Elevator Chime Arrival Data Sheet

Model Name: **EM-6**Rev.C1

Metal Box Dimension Diagram

